

Product pictures not binding

## Data sheet sliding tables

Manual and pneumatic sliding tables  
for model sizes 151-431

## Overview | Introduction

### Manual and pneumatic sliding tables for model sizes 151-431

**Forming process:** Radial

#### Introduction

Thanks to a manual or pneumatic sliding table, workpieces can be placed outside of the riveting station, making work easier. As an option, both versions (manual and pneumatic) are also available with an initiator for monitoring the sliding table in the riveting position. An additional safety enclosure also allows automatic operation without two-hand operation. Usable with Process Control HPP-25 as well as Time Based Control RC-30.

#### Manual sliding table with initiator

- Comfortable placing of the work parts outside of the riveting station
- Adjustable damping of the final position and adjustable final position with engaging function
- Initiator „table in position“
- Small effort and high precision thanks to recirculating ball guideway
- With optional protection cover to enable automatic mode without two-hand operation

#### Article numbers

- HST-010 for 151-281
- HST-020 for 331-431

#### Pneumatic sliding table

- Adjustable damping of the final position and adjustable final position with engaging function
- Initiator „table in position“
- Manual retraction of the sliding table into the riveting position, automatic locking in the working position, automatic extension after riveting
- Automatic running without two-hand operation is possible with the optional protection cover
- Special operation for NOK pieces possible (e.g. table rests in workposition until confirmation)

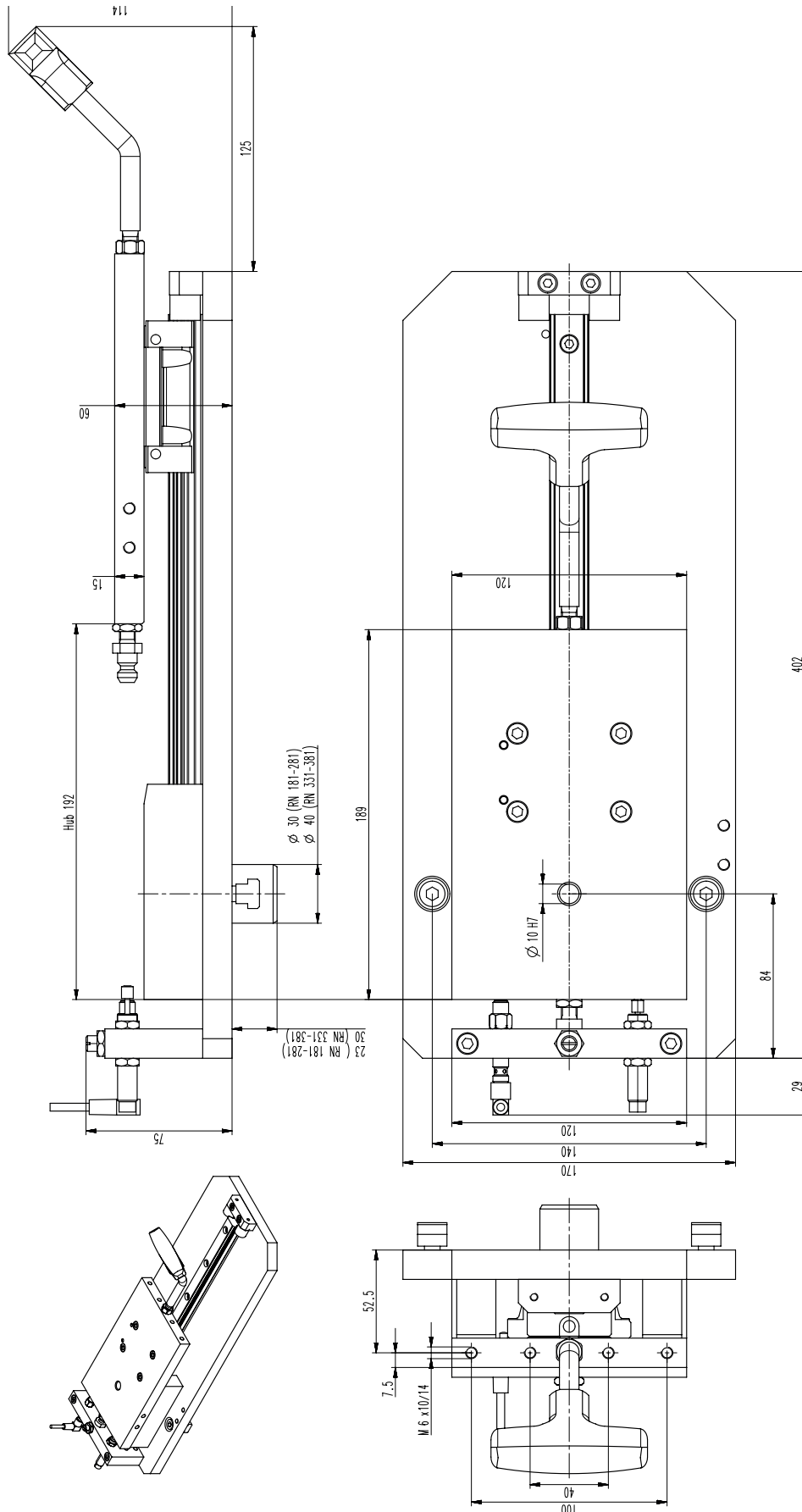
#### Article numbers

- PST-010 for 151-281
- PST-020 for 331-431

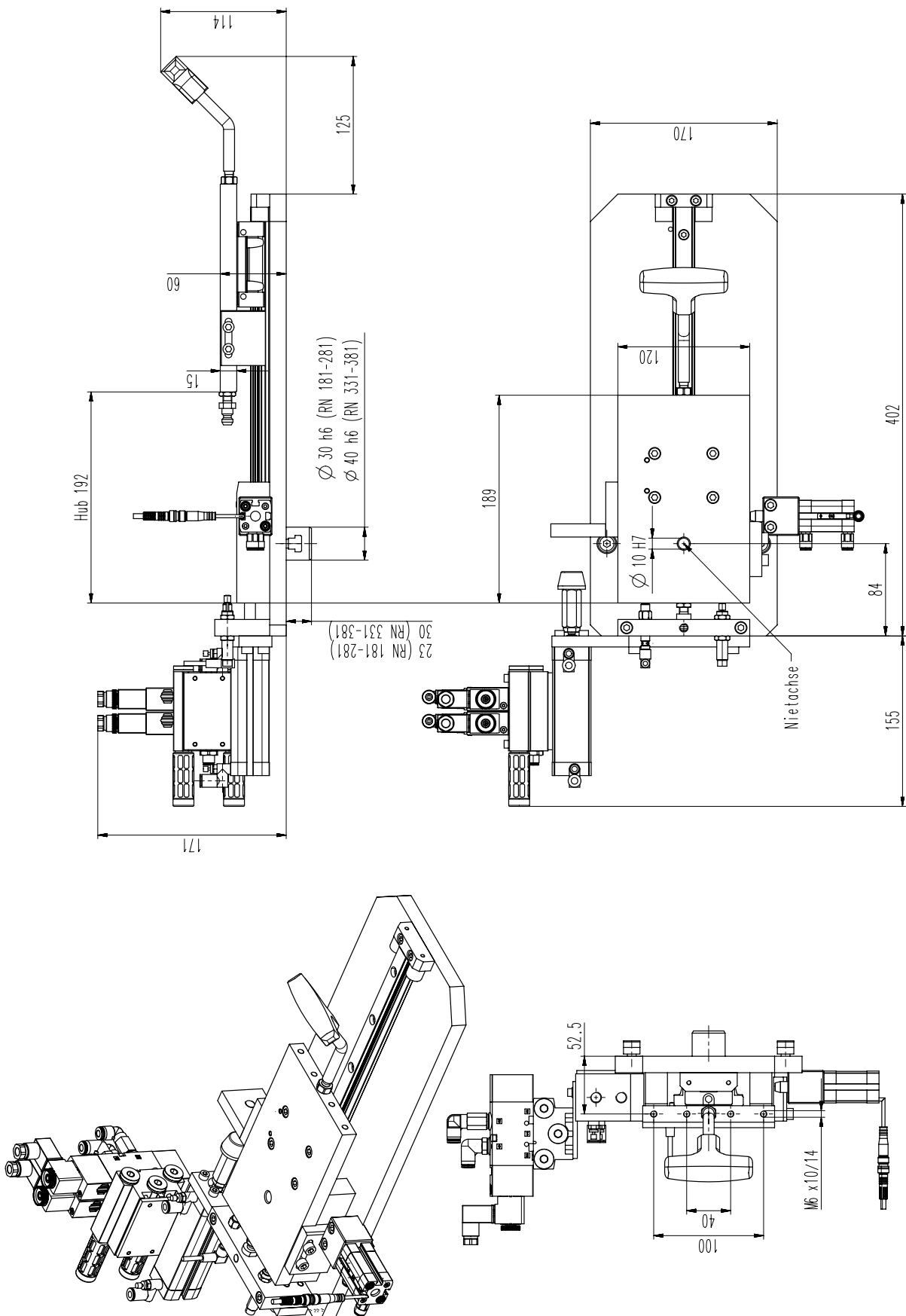
#### How to get a CE conform workstation

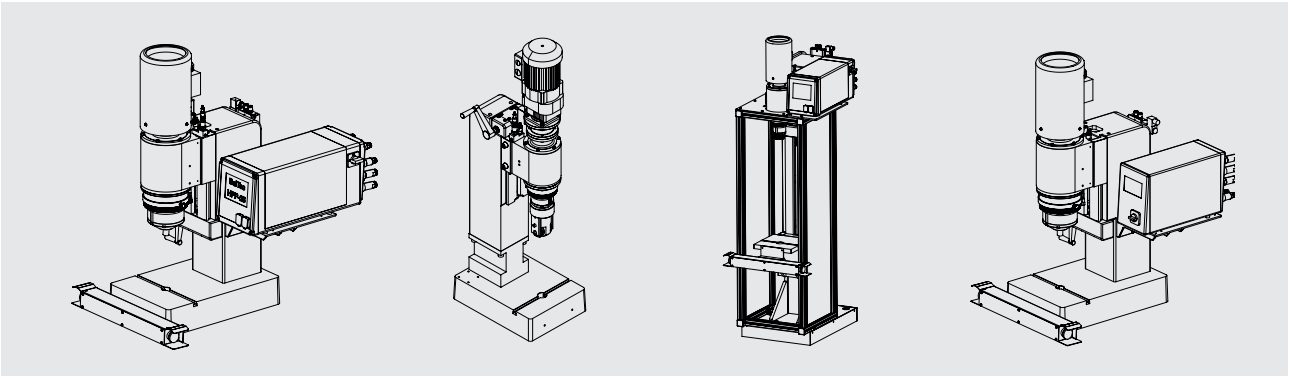
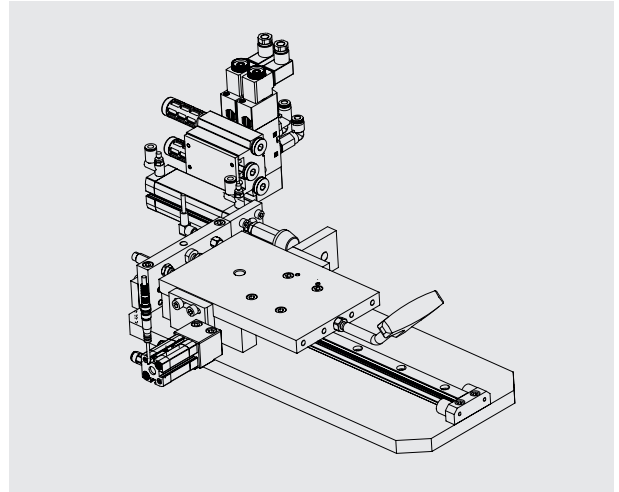
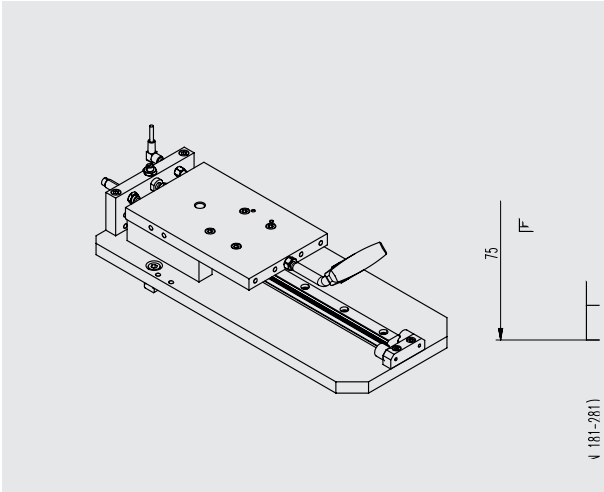
Operation	Retraction of sliding table	Start of riveting process	Extension of sliding table
Manual sliding table w/o protection cover	manually	two-hand operation	manually
Manual sliding table with protection cover	manually	automatically	manually
Pneum. sliding table w/o protection cover	manually	two-hand operation	automatically
Pneum. sliding table with protection cover	manually	automatically	automatically

# Drawing manual sliding table with initiator – 825363-a



# Drawing manual sliding table with pneumatic extension – 825364





SWISS MADE



**BalTec AG**  
Switzerland / Germany  
BalTec (UK) Ltd.  
United Kingdom  
BalTec France  
France

BalTec Corporation  
USA / Canada / Mexico  
BalTec do Brasil  
Brazil  
BalTec Machinery (Shanghai) Ltd.  
China

**BalTec**