



RNS 151  
HPP-25

## Data sheet RNS151-HPP

Pedestal Riveting Machine

Rivet shank Ø: up to 2 mm | Force: up to 1.50 kN | Stroke: up to 30 mm

**BalTec**

## Key features | Content of delivery

### Forming process: Radial

#### Standard Version

- Nominal force 1.5 kN @ 6 bar (max. operating pressure)
- Rivet shaft up to Ø 2 mm (Steel 370 N/mm<sup>2</sup>)
- Spindle stroke 5 – 30 mm with 0.01mm micrometer scale and mechanical stroke limit
- Machine weight: approx. 400 kg
- Electro-pneumatic drive – power supply @x@V, @cps
- Permanently lubricated spindle
- Pressure cup & tool holder Rp=@ mm for forming tool length Ls=@ mm
- 826725, Floor standing column, incl. table with height adjustment
- Color: light grey RAL 7035

#### Inclusive

- HPP-010-181, Process-Control HPP-25 for 151, connections X1, X2, X3, X20, X21
- Incl. SEI-100-181, Distance sensor, Type HPP-25
- Incl. SEI-200-151, Pressure sensors, Type HPP-25
- SEI-OTH-181, Sensor upper spindle position (TDC)
- PNP-HPP-151, Pneumatic service unit and pneumatic control package for HPP
- NZ-201, Adjustable task light, 24 VDC, LED
- Manual grease press
- Standard accessories and user manual in the language of destination

**\*\*Cycle initiation device (push button or foot switch) not included\*\***

#### Options

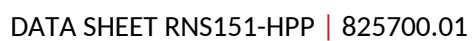
- RNS-SE-010, Left / right safety panels, open in the front, NSL-2HD-010 mechanical 2 hand buttons without E-stop, 2 hand relay (for 2 hand button & E-stop), HPP-X4-01 connection
- RNS-SE-020, Left side fixed panel / right side door w/ safety interlock, light curtain, NSL-010 foot switch, HPP-X4-02 connection
- RNS-SE-030, Left & right side door w/ safety interlock, light curtain, NSL-010 foot switch, HPP-X4-02 connection

#### Additional options

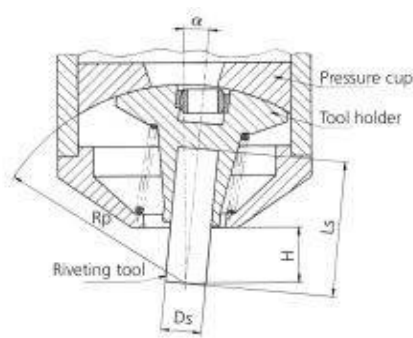
- HPP-X5-01, Connection X5 PVM Module (for control of PNP-PRV-020)
- PNP-PRV-020, Proportional-pressure control, integrated & ready for operation (requires HPP-X5-01)
- HPP-X6-01, Connection X6, external safety / Reset
- SEI-UTE-000, Sensor for spindle in work position
- NSL-010, foot switch
- NHE-MYC-U-01, Workpiece detection device NHE-U
- NHE-MST-xxx, NHE probe arm and probe (@)
- HPP-DLL-S7L-x, HPP-25 – Siemens S7 Communication link (S7LINK). License code to be ordered for each HPP control
- HPP-DLL-PCT, PC-Analysis Software HPP-PCTool, incl. UDP Protocol (on USB Stick)
- NZ-039, Automatic spindle lubrication system with lubricant level monitor
- NSL-2HD-011, Emergency-Stop (push button) for two-hand control (for option RNS-SE-010 only)

Subject to change.





## Forming tool lengths

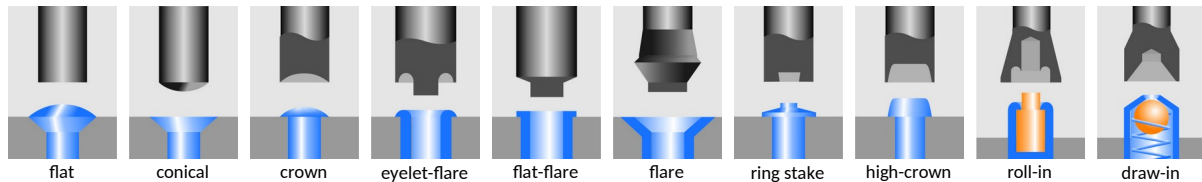


Radius mm Rp	Tool length mm Ls	Free height mm H	Shank Ø mm Ds	Angle of inclination α
65.00	39.00	18.00	10	6° 02'
80.00	54.00	33.00	10	4° 47'
100.00	74.00	53.00	10	3° 44'
120.00	94.00	73.00	10	3° 04'
132.00	106.00	85.00	10	2° 46'

## Forming tool profile



Our engineers are routinely meeting the demands of complex design problems. Having the specific tools needed for your metal forming project can mean the difference between success and failure. Contact us with your unique application for custom tooling.



## Industries & Applications



**BalTec AG**  
Switzerland / Germany

BalTec (UK) Ltd.  
United Kingdom

BalTec France  
France

BalTec Corporation  
USA / Canada / Mexico

BalTec do Brasil  
Brazil

BalTec Machinery (Shanghai) Ltd.  
China

BalTec Italia Srl  
Italia

# BalTec