

Product image not binding Patented

BALTEC ELECTRIC

Servo Riveting & Roller Forming Machines with HPPi PC Software

Rivet Shank-Ø: up to 20 mm | Force: 0.3 - 50 kN | Stroke: 0-100/200 mm

BalTec

Key Figures | Content of Delivery

Servo Riveting and Roller Forming Machines with HPPi PC Software

Riveting Processes: Radial, Orbital, Tangential, Roller Forming

Power Range: 0.3 up to 50 kN, covered by 4 Base Models

Standard version

- Power unit with all sensors and process modul cables to the control box according to the specified process
- Automatic spindle lubrication
- Control box with drives with integrated safety PLC, IP/Ethernet & USB interface
- HPPi PC software based on Windows 10
- Adapter for side mount, column and machine table
- Working station with safety housing and front lifting door
- HMI touch panel PC with pre-installed HPPi PC software
- Safety standard PLe / SIL 3
- CE Conformity

Suitable options

Mechanics

- Automatic lubrication for form tool holder/ pressure cup of ER models
- Down holder with or without rivet base detection
- Work lights
- Light curtain instead of lifting door (only available for ER/ET models)

Electronics

- Communication OPC/UA (only on request and with clear indication of the requirement)

Models	Process	Shank ¹ max.Ø mm	VS ³ mm/s	VR ³ min ⁻¹	F ³ kN	S mm	G Unit ² kg
ER03U	Radial	2.0	0.05-140	0-3000	0.3 - 3.0	0 - 100	28
ER15U	Radial	10.0	0.05-140	0-3000	1.5 - 15.0	0 - 100	28
ER30U	Radial	15.0	0.05-180	0-2000	3.0 - 30.0	0 - 200	120
ER50U	Radial	20.0	0.05-120	0-2000	5.0 - 50.0	0 - 200	120
ET03U	Tangential	2.0	0.05-140	0-3000	0.3 - 3.0	0 - 100	28
ET15U	Tangential	10.0	0.05-140	0-3000	1.5 - 15.0	0 - 100	28
ET30U	Tangential	15.0	0.05-180	0-2000	3.0 - 30.0	0 - 200	120
EO03U	Orbital	2.0	0.05-140	0-3000	0.3 - 3.0	0 - 100	28
EO15U	Orbital	10.0	0.05-140	0-3000	1.5 - 15.0	0 - 100	28
EO30U	Orbital	15.0	0.05-180	0-2000	3.0 - 30.0	0 - 200	120
EB03U	Roller Forming	–	0.05-140	0-1000	0.3 - 3.0	0 - 100	28
EB15U	Roller Forming	–	0.05-140	0-1000	1.5 - 15.0	0 - 100	28
EB30U	Roller Forming	–	0.05-180	0- 800	3.0 - 30.0	0 - 200	120

S = Stroke

F = Max. forming force

VR = Rotational speed

VS = Linear speed

G = Weight without forming tool

⁰ Tangential

¹ Steel 370 N/mm²

² Weight without adapter and control box/table

³ Restrictions reserved

Subject to technical change.

Different types on request.

Product pictures not binding.

Technical Specifications ELECTRIC

Base Unit

- Linear stroke of up to 100 mm, respectively 200 mm
- Linear speed of 0 – 120/140/180 mm/s, Servo regulated
- Rotation speed of 0 – 3000/2000/1000/800/min⁻¹, Servo regulated
- Easily exchangeable process heads (Radial, Tangential, Orbital, Roller Forming)
- Integrated overload mechanism with simple puncture repair
- Coaxial load cell (DMS) with amplifier allows true force measurement
- Position measurement integrated by two independent systems
- Integrated temperature measurement on engines, servo drive monitors temperature
- Slim, straight design with internal cable routing
- Standard lubrication of the spindle, software monitored and controlled
- Connectors for cable connection to the control box on the spindle head
- Optional: down holder available (with rivet base detection on request)

Control Box

- Complete control box (IP50) with 2 axial fans according to CE-Standard
- 3x380 bis 480 VAC (45 – 65 Hz) secured with 16 A
- Main switch in side panel
- Safety PLC, servo drives & transformers
- Ethernet/IP and USB 3.0 connection

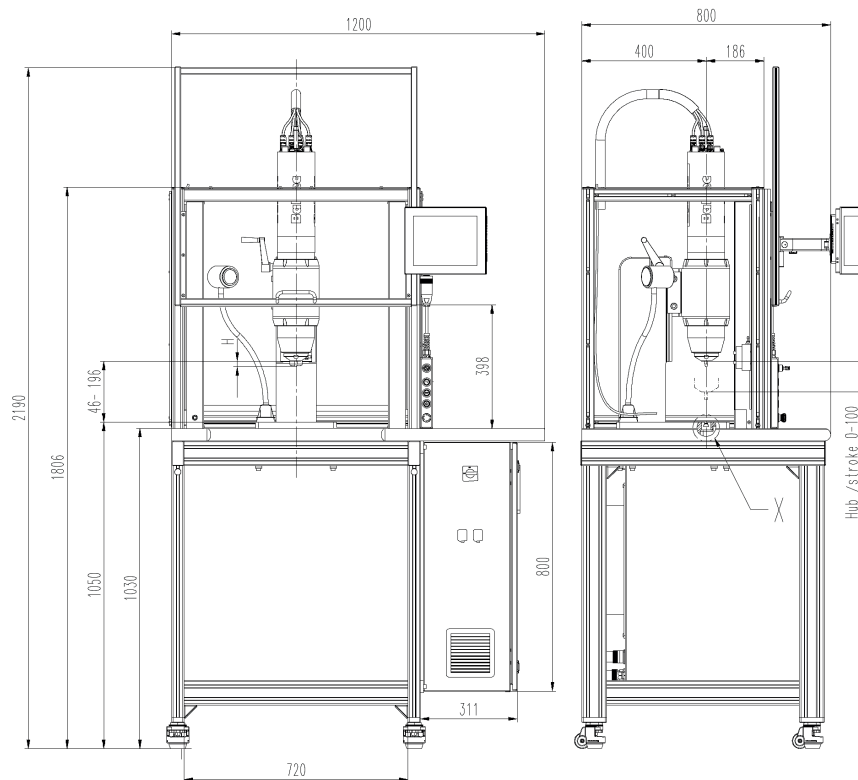
Optional:

- HMI monitor and manual control box available
- Main switch in door available
- Control box in UL standard available

Software

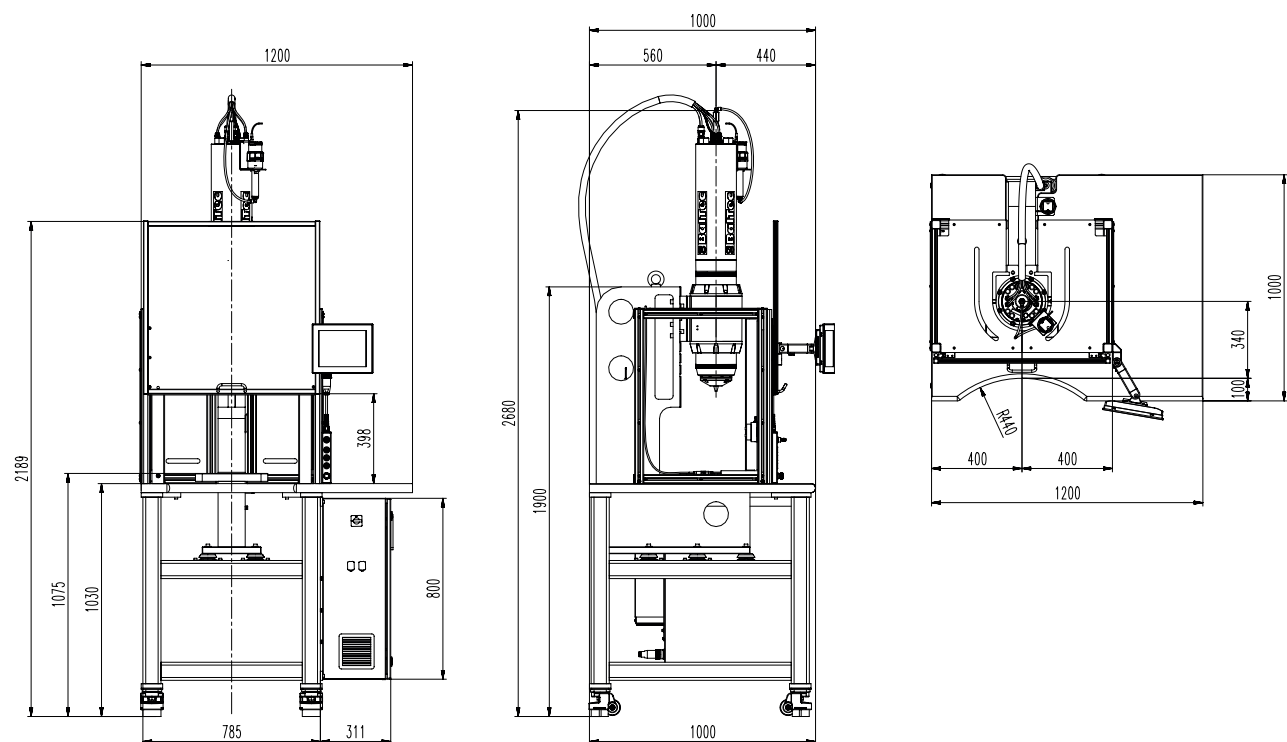
- Based on Windows 10 (64 bit) with integrated Teamviewer for remote access
- Integrated: Program data and process data management with riveting curve recording, process data evaluation with component feedback (IO / NIO status), work piece or rivet recognition by adaptable rivet start recognition (NA), user management with password
- Process parameters: Forming time, path and force, spindle path, linear and rotational speed
- Display of machine status information for diagnosis and alarm display/acknowledgement
- Can also be used offline for diagnosis
- Predefined master programs available, can be copied and customized
- Manual operation with own input mask
- Logging of all process data on internal PLC, on USB memory stick or in the company network
- Graphical display of process curves and data, individually adaptable
- Download of programs, data and curves for storage or diagnosis
- Ethernet IP interface as standard, OPC/UA interface available on request
- Software only for BalTec ELECTRIC products, no knowledge of servo drive programming required
- Optional:
OPC/UA interface available (only on request and with clear indication of the requirement)

Working Station for Models E 03M | E 15M



Working Station for Model ER50M

(Models E 30M with cast iron stand, height adjustable)

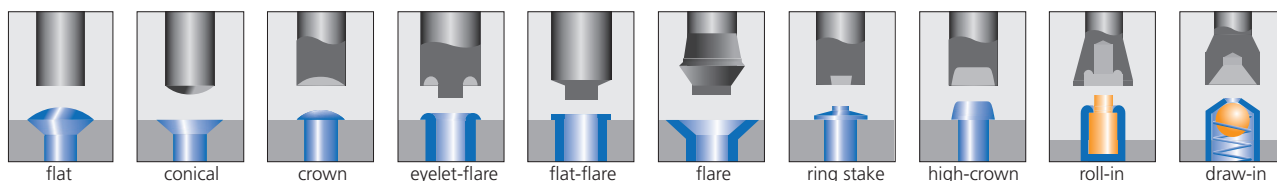


Riveting- and Roller Forming Heads

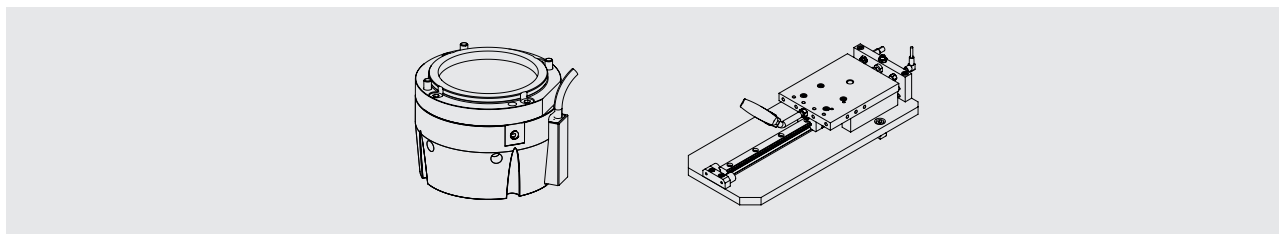


Forming tool profile

Having the specific tools needed for your metal forming project can mean the difference between success and failure. Contact us with your unique application for custom tooling.



Accessories



SWISS MADE



BalTec AG
Switzerland / Germany
BalTec (UK) Ltd.
United Kingdom
BalTec France
France
BalTec Italia Srl
Italia

BalTec Corporation
USA / Canada / Mexico
BalTec do Brasil
Brazil
BalTec Machinery (Shanghai) Ltd.
China

BalTec